

**Title: CURRENT Diagnosis and Treatment Psychiatry, 3/e**

**Authors:** Michael Ebert, James Leckman

APRIL 2015 | 9780071754422 | **Pre ISBN info:** 9780071422925 | **Cover:** Paperback | **Subject:** Psychiatry | **Pages:** 832 | **Illustrations:** 26 | **UK Price:** 61.99 | **Euro Price:** 78.99 | **SA\$ Price:** 85.00 | **Imprint:** APPLETON & LANGE

***The most accessible, integrated source of clinical psychiatric information completely updated***


*CURRENT Diagnosis & Treatment: Psychiatry, Third Edition* is the ultimate reference for quickly answering day-to-day questions on psychiatric illness in both adults and children. Comprehensive in scope, yet streamlined in its coverage, this time-saving clinical companion reviews essential psychopharmacologic and psychotherapeutic approaches to the full range of psychiatric disorders. This find-it-now text uses the acclaimed CURRENT presentation consisting of Essentials of Diagnosis, General Considerations, Clinical Findings, Differential Diagnosis, Treatment, and Prognosis.

The book opens with a section on the key principles and practice points of psychiatry, from decision making, epidemiology, and genetics to evaluation techniques and types of therapeutic interventions. This is followed by two core sections covering all areas of psychiatric disorders first in adults and then in children, ranging from amnesia and substance abuse through psychoses, mood disorders, and sleep and eating disorders as well as developmental delays, autism, and other pediatric behavioral problems. The last section focuses on practicing psychiatry in special environments such as the emergency department, the hospital, and the legal system.

This edition has been updated to reflect the Diagnostic and Statistical Manual of Mental Disorders-5 published by the American Psychiatric Association

### **Audience**

Psychiatrists, Psychologists, Nurse Practitioners and Medical Students



## **Title: Color Atlas and Synopsis of Congenital Cardiology**

**Authors:** Ali N. Zaidi, Curt Daniels

APRIL 2015 | 9780071749435 | **Cover:** Hardback with DVD | **Subject:** Cardiology | **Pages:** 224 | **Illustrations:** TBA | **UK Price:** 99.99 | **Euro Price:** 127.99 | **SA\$ Price:** 139.00 | **Imprint:** STANDARD USE


***More than 500 state-of-the-art radiographic and clinical images span the full spectrum of congenital diseases in adults and children***

Perfect for busy clinicians in need of fast, reliable answer, this combination visual atlas and synoptic text delivers authoritative guidance on the diagnosis and therapeutic management of congenital cardiology patients of all ages.

The book features an easy-to-use, consistent presentation: each topic begins with a case that puts the issue into real-world clinical context, followed by state-of-the-art illustrations accompanied by concise, bulleted coverage of diagnosis and management. Evidence ratings from the combined ACC/AHA guidelines are also included for each topic. The companion DVD includes video footage and images that can be used in PowerPoint presentations

### **Audience**

Cardiology fellows and Clinicians, Pediatric Cardiologists and Pediatric



## **Title: Harrison's Principles of Internal Medicine, 19/e**

**Authors:** Dennis Kasper, Anthony Fauci, Stephen Hauser, Dan Longo, J. Jameson, Joseph Loscalzo

MAY 2015 | 9780071802154 | **Pre ISBN info:** 9780071748896 | **Cover:** Hardback with DVD | **Subject:** Internal Medicine | **Pages:** 3000 | **Illustrations:** TBA | **UK Price:** 179.99 | **Euro Price:** 229.99 | **SA\$ Price:** 170.00 | **Imprint:** STANDARD USE

### **The landmark guide to internal medicine has been updated and streamlined for today's students and clinicians**


Through six decades, no resource has matched the authority, esteemed scholarship, and scientific rigor of Harrison's Principles of Internal Medicine. Capturing the countless advances and developments across the full span of medicine, the new 19th edition of Harrison's provides a complete update of essential content related to disease pathogenesis, clinical trials, current diagnostic methods and imaging approaches, evidence-based practice guidelines, and established and newly approved treatment methods.

### **Here are just a few of the outstanding features of the new Nineteenth Edition:**

- **Presented in two volumes:** Volume 1 is devoted to foundational principles, cardinal manifestations of disease and approach to differential diagnosis; Volume 2 covers disease pathogenesis and treatment
- **NEW chapters on important topics** such as Men's Health, The Impact of Global Warming on Infectious Diseases, Fatigue, and many more
- **Critical updates in management and therapeutics** in Hepatitis, Coronary Artery Disease, Ebola Virus Disease, Multiple Sclerosis, Diabetes, Hypertension, Deep Vein Thrombosis and Pulmonary Embolism, Acute and Chronic Kidney Disease, Inflammatory Bowel Disease, Lipoprotein Disorders, HIV and AIDS, and more
- **Increased number of the popular Harrison's clinical algorithms;** clinically relevant radiographic examples spanning hundreds of diseases; clinical-pathological images in full color; crystal clear, full color drawings and illustrations and helpful tables and summary lists that make clinical application of the content faster than ever
- **Access to outstanding multi-media resources** including practical videos demonstrating essential bedside procedures, physical examination techniques, endoscopic findings, cardiovascular findings, and more

### **Audience**

Internal Medicine (general), Internal Medicine (subspecialty), Medical Students (3<sup>rd</sup> year), Medical Students (2<sup>nd</sup> year ICM and Pathophysiology), PA Students, NP Students, Internal Medicine Residents, Family Medicine, All Clinicians



## **Title: Fishman's Pulmonary Diseases and Disorders, 5/e**

**Authors:** Michael Grippi, Jack Elias, Jay Fishman, Allan Pack, Robert Senior, Robert Kotloff

MAY 2015 | 9780071807289 | **Pre ISBN info:** 9780071457392 | **Cover:** Hardback | **Subject:** Pulmonary and Thoracic Medicine | **Pages:** 2400 | **Illustrations:** 350 | **UK Price:** 325.99 | **Euro Price:** 416.99 | **SA\$ Price:** 450.00 | **Imprint:** STANDARD USE

**The definitive reference in respiratory medicine--the perfect balance of scientific scholarship and clinical guidance.**

### **About the Book**

*Fishman's* is a venerable core textbook of pulmonary medicine, which is the second largest internal medicine subspecialty behind cardiovascular medicine. Pulmonary medicine, also known as respiratory medicine, encompasses all aspects of diseases/conditions of the lung and respiratory system, including asthma, chronic obstructive pulmonary disease, acute respiratory distress syndrome, emphysema, sleep disordered breathing, lung neoplasms, and infectious diseases of the lung. Pulmonologists are also the primary critical care physicians in the United States. The driving force behind the textbook and its namesake was the legendary Al Fishman, one of the great minds of the specialty, and a tireless educator, researcher, and administrator during his tenure at Columbia and especially the University of Pennsylvania. Sadly, Dr Fishman passed away in October 2010.

The strength of *Fishman's* has been its unparalleled coverage of pulmonary pathophysiology and translational medicine. The editors, all protégés of Dr Fishman, are all highly accomplished researchers, and their insight and expertise made the book an amazing foundation for both researchers and clinicians.

The challenge of the new edition is for the book to maintain its scholarly tradition but also adapt to the needs of the young physician who seeks clinical answers as quickly and succinctly as possible. To this end, Dr. Michael Grippi, a highly innovative and digital-savvy editor, will take over the editor-in-chief role.

This title along with Hall / *Principles of Critical Care* and Tobin / *Mechanical Ventilation* gives us a 1-2-3 punch in pulmonary medicine/critical care that is the strongest in the market.

### **New features of the book will include:**

- Case studies to highlight salient clinical points.
- Evidence-based summary boxes on key topics to help facilitate clinical decision making.
- More than 100 short video clips embedded in the text, perfect for an enhanced ebook version.
- A digital atlas of pulmonary radiology, which includes discussions on diagnosing difficult cases.
- An expanded cast of international authors to even more firmly cement *Fishman's* as the premier textbook of pulmonary medicine.

### **Audience**

Pulmonary physicians worldwide, Internists with a special interest in pulmonary medicine, Research PhDs who study pulmonary pathophysiology, including molecular biologists and researchers in pharma

## **Title: Pancreatic Disease**

**Authors:** Darwin Conwell, Koenraad J. Mortele

MAY 2015 | 9780071769310 | **Cover:** Hardback | **Subject:** Gastroenterology  
| **Pages:** 400 | **Illustrations:** 50 | **UK Price:** 94.99 | **Euro Price:** 120.99 |  
**SA\$ Price:** 130.00 | **Imprint:** STANDARD USE

*Pancreatic Disease: A Case Approach*, will include more than 100 common and challenging cases on the spectrum of diseases seen in clinical medicine. Each case will include 10-12 radiographs and endoscopic images, along with concise text that sets forth the preferred diagnostic and treatment approach for all cases and diseases in the book. It will be more than just a teaching file, however, as it provides narrative guidance on the principles and practice of pancreatic diseases.


Featuring a full color format, a clinical, case-based approach, and the editorship of the highly regarded Brigham and Women's Hospital Pancreatic Center, this new text will appeal to the wide variety of clinicians involved in caring for patients with pancreatic diseases.

### **Features**

- Practical approach with emphasis on cases and case discussion from real-world presentations
- Full color format
- Covers all common and challenging pancreatic diseases, acute and chronic
- Includes extensive color illustrations and state of the art radiographs
- Includes Algorithms for treatment decision-making for all cases
- Includes narrative text on key concepts in addition to cases and case discussion
- Authoritative, but clinical, coverage allows readers to approach key concepts they way they actually arise in clinical practice

### **Audience**

Gastroenterology and hepatology; GI fellows; Internists; Therapeutic endoscopy; GI radiology; GI surgery



**Title: Essentials of Nursing Informatics, 6/e**

**Authors:** Virginia Saba, Kathleen McCormick

MAY 2015 | 9780071829557 | **Pre ISBN info:** 9780071743716 | **Cover:** Paperback | **Subject:** Fundamentals and Skills | **Pages:** 912 | **Illustrations:** 50 | **UK Price:** 55.99 | **Euro Price:** 69.99 | **SA\$ Price:** 76.00 | **Imprint:** STANDARD USE

***The classic text on how nurses can use technology to improve patient care and every aspect of their job performance, education, and career***

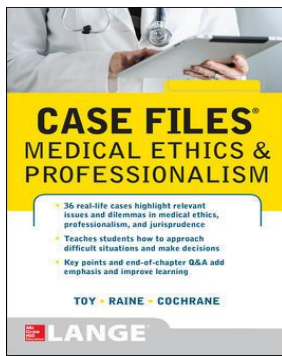
Written by leaders in nursing informatics, this comprehensive, up-to-date text explores the ever-growing role technology plays in the field of nursing. Offering theoretical background to help you understand how informatics serves many aspects of the profession, *Essential of Nursing Informatics* also gives you practical help in unlocking computing's benefits, both now and into the future. Numerous case studies and examples add real-world relevance to the material.

An internationally recognized contributor team provides information and insights not found in any other text on essential topics such as the application of computers to nursing administration, education, and research; electronic medical records (EMRs) and personal health records (PHRs); coding; and government, clinical, and private sector system requirements.

- NEW! A companion Teacher's Edition, which will include chapter summaries with key teaching points, lesson plans, and review questions/answers for classroom use

**Audience**

Students in undergraduate and graduate nursing programs taking an Informatics course



## **Title: Case Files Medical Ethics and Professionalism**

**Authors:** Eugene Toy, Susan P. Raine, Thomas Cochrane

MAY 2015 | 9780071839624 | **Cover:** Paperback | **Subject:** Exam Preparation and Review | **Pages:** 320 | **Illustrations:** 25 | **UK Price:** 26.99 | **Euro Price:** 32.99 | **SA\$ Price:** 36.00 | **Imprint:** STANDARD USE


### ***Thirty-six real-life cases help you learn medical ethics and professionalism***

*Case Files: Medical Ethics and Professionalism* teaches you the essentials of managing ethical and professionalism challenges through 36 realistic cases. Each case includes a complete discussion, key points, references, and review questions with answers. Enhanced by a vibrant, two-color interior design, this new addition to the popular **Case Files** series helps medical and health-professions students manage themselves and their practices in accordance with the law and professionalism requirements.

The cases are carefully selected to cover important issues such as the doctor-patient relationship, medical teams, student issues, end-of-life care, maternal/neonatal care, and social media.

### **Audience**

Medical students, 3rd year, Family medicine residents, Internal medicine residents and Health Professions students



## **Title: Understanding Value Based Healthcare**

**Authors:** Christopher Moriates, Vineet Arora, Neel Shah

MAY 2015 | 9780071816984 | **Cover:** Paperback | **Subject:** Allied Health | **Pages:** 416 | **Illustrations:** 50 | **UK Price:** 39.99 | **Euro Price:** 50.99 | **SA\$ Price:** 55.00 | **Imprint:** APPLETON & LANGE

**The perfect readable guide to the core principles of providing great healthcare with cost-consciousness in mind. Written by world leaders on cost- and value-based healthcare.**

*Understanding Value-based Healthcare* is a concise, readable primer of the core issues involved in maximising the efficacy and outcomes of medical care, with cost-consciousness playing a role in decision-making. This topic is one of the hottest in medicine and medical administration currently, and has been featured in leading medical journals in 2012 as a major issue for the industry to grapple with.

The book analyzes sources of waste and low-value health care, and proposes tools and solutions for getting to high-value care.


### **Features**

- Expert, practical coverage of one of the hottest topics in medicine and medical administration
- Clinically focused
- Case studies put the content in clinical context
- Key Points summaries
- Practical tools and strategies for raising the value proposition
- An expert, clinically-focused primer on great healthcare for less money--exactly what hospitals, payers, and office-based clinicians are being demanded to provide

### **Audience**

Hospital employees, in all clinical departments, Internal medicine training, FP training, NP and PA and Hospital medicine





## **Title: Color Atlas and Synopsis of Electrophysiology**

**Authors:** Emile Daoud, Steven Kalbfleisch

JUNE 2015 | 9780071786263 | **Cover:** Hardback with DVD | **Subject:** Physiology | **Pages:** 528 | **Illustrations:** TBA | **UK Price:** 93.99 | **Euro Price:** 119.99 | **SA\$ Price:** 129.00 | **Imprint:** STANDARD USE

### ***A text and atlas valuable to all cardiologists regardless of specialty***

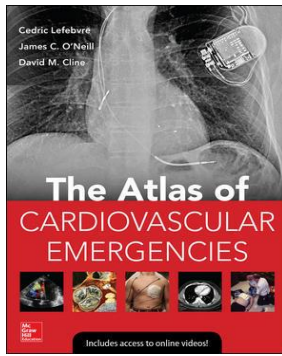
Over the past decade, with the advent of modalities such as MR, CT, and nuclear medicine, cardiology has become one of the most visual of all specialties, and this is the first text to address that reality. *Color Atlas and Synopsis of Electrophysiology* is a unique combination atlas and text that offers step-by-step management guidance for patients undergoing electrophysiology studies, plus hundreds of state-of-the-art clinical, diagnostic, and interventional images that cover the entire spectrum of electrophysiology.

*Color Atlas and Synopsis of Electrophysiology* is especially designed for busy clinicians who need concise patient management guidelines and a comprehensive collection of images in a consistent find-it-now presentation. Each topic begins with a case scenario that gives issues a clinical, real-world perspective and includes evidence ratings from the combined ACC/AHA guidelines.

- Both authors, Dr. Daoud and Dr. Kalbfleisch, were included on *America's Best Doctor list* in 2009
- Companion DVD contains all the images found in the book
- Includes more than 500 images

### **Audience**

Cardiology fellows and clinicians, Electrophysiologists and Residents



## Title: Atlas of Cardiovascular Emergencies

**Authors:** Cedric Lefebvre

JUNE 2015 | 9780071793940 | **Cover:** Hardback | **Subject:** Cardiology |  
**Pages:** 512 | **Illustrations:** 50 | **UK Price:** 107.99 | **Euro Price:** 137.99 |  
**SA\$ Price:** 149.00 | **Imprint:** STANDARD USE

### Accurately interpret cardiovascular images for fast, effective emergency management

This unique combination atlas and text is a concise guide to acute care cardiovascular image interpretation for the diagnosis and management of emergency conditions.


Each condition or disorder is described in a consistently designed, well-illustrated section. Concise, bulleted text details clinical highlights, emergency department treatment and disposition, and clinical pearls and pitfalls. Created for use at the point of care, *Atlas of Cardiovascular Emergencies* is enhanced by more than 400 images, many in full color.

*Atlas of Cardiovascular Emergencies* is logically divided into nine chapters:

- Anatomy
- Electrocardiography: Normal Heart, Ischemic and Chronic Vascular Disease
- Principles of Cardiovascular Imaging
- Devices
- Arrhythmias
- Vascular Disease
- Cardiomyopathies
- Pediatric Cardiology
- Procedures

### Audience

Emergency Physicians and Cardiologists



## **Title: Neonatology: Clinical Practice and Procedures**

**Authors:** David Stevenson, Philip Sunshine, Ronald Cohen

JUNE 2015 | 9780071763769 | **Pre ISBN info:** | **Cover:** Hardback |  
**Subject:** Pediatrics | **Pages:** 1408 | **Illustrations:** 350 | **UK Price:** 133.99 |  
**Euro Price:** 171.99 | **SA\$ Price:** 185.00 | **Imprint:** STANDARD USE

### **The only full-color comprehensive neonatology reference available!**

*Neonatology: Clinical Practice and Procedures* will be a brand-new, highly illustrative comprehensive reference to address these problems in care. Written by leading world-renown neonatologists, the book will emphasize proven care strategies for immediate use in neonatal clinics and pediatrics practices. The focus will be on clinical care of the patient (diagnosis, management, and treatment), and the book will strike an authoritative instructional tone for improved outcomes in any NICU or practice.

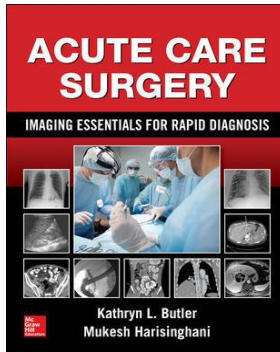
Competitive titles tend to be dense, cumbersome, overpriced, and difficult to read at an average of 1500pp, limited color, and a greater emphasis on molecular biology, genetics, and the pathophysiology and epidemiology of disease. No competitive text includes this kind of detailed procedural instruction.

### **Features**

- Comprehensive full-color medical reference
- Full-color procedural discussion with detailed step-by-step instruction
- Emphasis on clinical practice for improved outcomes
- Written by world-renown leaders in neonatology from around the US
- Save money buying one all-inclusive text
- Reader-friendly full-color design
- Instructional and authoritative tone

### **Audience**

Neonatologists, Pediatrics Residents, NICU Staff (neonatal nurses, PAs) and Pediatricians



## **Title: Acute Care Surgery: Imaging Essentials for Rapid Diagnosis**

**Authors:** Kathryn Butler, Mukesh Harisinghani

JUNE 2015 | 9780071831208 | **Cover:** Hardback | **Subject:** Surgery |  
**Pages:** 368 | **Illustrations:** 100 | **UK Price:** 87.99 | **Euro Price:** 105.99 |  
**SA\$ Price:** 129.00 | **Imprint:** STANDARD USE

### **Guide to imaging studies and decision making for acute surgical diseases**

The reliance upon radiography to diagnose and manage acute surgical pathology has markedly increased in the last decade. Unfortunately, the diagnoses that require the most rapid interventions are of such acuity, that time often disallows formal review by a staff radiologist. In these scenarios, a surgeon's skills in rapidly interpreting studies, and then translating findings to an operative plan, become paramount.

This textbook is intended to equip surgeons with the skills required to rapidly interpret imaging studies. The text is intended for surgical residents and medical students, but should also guide community general surgeons, acute care surgeons, surgical nurse practitioners, physician assistants, and emergency medicine physicians in characterizing acute surgical pathology and intervening when time is most sensitive.

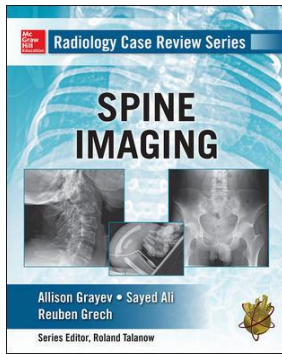
The textbook will follow the systems-based organization common to the classic surgical texts, with each chapter outlined by an informative case study. The text will provide a comprehensive review of the most common surgical diagnoses imaged, with emphasis not only on identification, but on anatomical and pathological variations that may influence operative approach and disease course. The text will include a basic review of radiological interpretation, which will prove useful for residents as well as advanced practitioners. Each topic covered in the text will include an introduction to a given disease process and its management, followed by a series of radiological images. The images will constitute the focus of the text, and will cover pathology most common to the fields of emergency and trauma surgery.

### **Features**

- Each chapter begins with a case study to frame discussion of the topic
- Format is the same in each chapter for ease of reference
- Provides a comprehensive discussion of acute surgical diseases, including workup (physical exam, lab studies, and imaging), differential diagnosis, and surgical and medical management.
- Provides instruction on how to choose the correct imaging modality for diagnosis and treatment of acute surgical conditions
- Atlas style presentation and an abundance of figures to help with interpretation of radiological images.
- Concise text aids in rapid diagnosis and decision making.

### **Audience**

Primary: Surgery residents, Trauma surgeons, general surgeons, Surgical physician assistants, Emergency physicians and radiologists



## **Title: Radiology Case Review Series: Spine**

**Authors:** Chetan Shah, Hemali Desai, Allison Michele Grayev

JUNE 2015 | 9780071798082 | **Pre ISBN info:** | **Cover:** Paperback |  
**Subject:** Radiology and Nuclear Medicine | **Pages:** 400 | **Illustrations:** TBA  
| **UK Price:** 36.99 | **Euro Price:** 45.99 | **SA\$ Price:** 50.00 | **Imprint:**  
STANDARD USE

### **Introducing a New Case Based Radiology**

The Case Based Review Series will include titles in Nuclear Medicine, Chest, GI Abdomen, GU Abdomen, Musculoskeletal and OBGYN.

The series editor will be Roland Talanow MD, PhD from the Cleveland Clinic. He will author the Nuclear Medicine, Chest and Abdomen titles and oversee the development of the Musculoskeletal and OBGYN/Ultrasound projects.

As the title indicates, this book will include the strictly required cases for each of the six titles in the series.

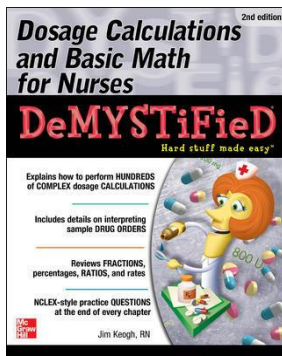
### **Essential Background in the Series:**

Each project will have 200 cases with superb images as well as questions, answers, rationales and references--covering everything from basic principles through the latest diagnostic imaging techniques, equipment and technology.

Overall concept will be to look at the image, guess the diagnoses, answer the questions and review the answers on the following pages.

### **Audience**

Radiology Residents, On-Call Physician and Residents and Fellows and Practicing Radiologists



## Title: Dosage Calculations and Basic Math for Nurses Demystified, 2/e

Authors: Jim Keogh

JUNE 2015 | 9780071849685 | **Pre ISBN info:** 9780071602846 | **Cover:** Paperback | **Subject:** Nursing | **Pages:** 320 | **Illustrations:** 15 | **UK Price:** 21.99 | **Euro Price:** 27.99 | **SA\$ Price:** 30.00 | **Imprint:** STANDARD USE

### ***The Demystified way to master dosage calculations and related basic math***

Written by a graduate nurse instructor and bestselling author, *Dosage Calculations and Basic Math for Nurses Demystified, Second Edition* covers medication orders and medication labels and explains how to calculate doses using the formula method and the ratio-proportion method. Readers will get details on I.V. calculations, pediatric doses, and enteral tube feeding. The book also covers dosage calculations for commonly prescribed drugs, including Heparin and dopamine. Hundreds of examples make it easy to understand the material, and NCLEX-style practice questions help reinforce learning.

*Dosage Calculations and Basic Math for Nurses Demystified* is made more valuable by a concise review of basic math skills essential for daily practice, including equations, percentages, proportions, decimals, and fractions. Simple enough for a beginner, but challenging enough for an advanced student, *Dosage Calculations and Basic Math for Nurses Demystified* is the fun, fast, and effective way to learn this vital nursing skill.

- Includes coverage of I.V. therapy
- Measurements in SI units for international appeal
- A time-saving approach to performing better on an exam or at work

### **Audience**

Nursing Students

Start by marking "Current Diagnosis & Treatment In Psychiatry" as Want to Read: Want to Read savingâ€¦; Want to Read.Â See a Problem? Weâ€™d love your help. Let us know whatâ€™s wrong with this preview of Current Diagnosis & Treatment In Psychiatry by Michael H. Ebert. Problem: Itâ€™s the wrong book Itâ€™s the wrong edition Other.

Michael H. Ebert, James F. Leckman, Ismene Petrakis. Publisher's Note: Products purchased from Third Party sellers are not guaranteed by the publisher for quality, authenticity, or access to any online entitlements included with the product. Quickly and accurately diagnose and treat the psychiatric disorders you will most likely encounter in clinical practice. Relevant etiology, phenomenology, pathophysiology, and drug information - right at your fingertips The most effective interviewing techniques and approaches Important evaluation, testing, and decision-making tools and criteria Value Read instantly in your browser. CURRENT Diagnosis & Treatment Psychiatry, Second Edition (LANGE CURRENT Series) 2nd Edition. by Michael H. Ebert (Author), Peter T. Loosen (Author), Barry Nurcombe (Author), James F. Leckman (Author). I expected to find more current treatment to the psychiatry pathology, but this book deals with other interesting issues as psychoanalysis. Read more. Helpful. Start by marking "Current Diagnosis & Treatment In Psychiatry" as Want to Read: Want to Read saving... Want to Read. See a Problem? We'd love your help. Let us know what's wrong with this preview of Current Diagnosis & Treatment In Psychiatry by Michael H. Ebert. Problem: It's the wrong book It's the wrong edition Other.



Are you sure you want to remove Current diagnosis & treatment in psychiatry from your list? There's no description for this book yet. Can you add one? **CURRENT Diagnosis & Treatment: Psychiatry, Second Edition** is the ultimate reference for quickly answering day-to-day questions on psychiatric illness in both adults and children. **FEATURES** The most effective interviewing techniques and approaches Important evaluation, testing, and decision-making tools and criteria Ready-to-use information on psychiatry and the law, psychological testing, emergency psychiatry, evaluating infants, and more Authoritative coverage of developmental psychology, neuropsychopharmacology, psychiatric genetics, psychoanalysis, and other related areas Helpful section on the principles of evaluating and diagnosing patients, as well as treatment strategies Core sections on adult disorders and pediatric psychiatric problems In psychiatry however, current evidence underscores that a diagnostic category can have very heterogeneous causes [48]. Nevertheless, psychiatric diagnoses are also considered useful in clinical practice, for example when choosing a cure or giving a perspective on prognosis [50]. Moreover, on the social level, lack of a diagnosis means no visibility, no recognition, and no (medical) explanatory narrative [51]. **Implications of an Autism Spectrum Disorder Diagnosis: An Interview Study of How Physicians Experience the Diagnosis in a Young Child.** Article. Full-text available. **Patients identified for inpatient substance abuse treatment need full psychiatric evaluation for other Axis I and Axis II comorbidity that may greatly affect their treatment plans and clinical prognoses.**

**CURRENT Diagnosis & Treatment: Psychiatry, Second Edition** is the ultimate reference for quickly answering day-to-day questions on psychiatric illness in both adults and children. **FEATURES** The most effective interviewing techniques and approaches Important evaluation, testing, and decision-making tools and criteria Ready-to-use information on psychiatry and the law, psychological testing, emergency psychiatry, evaluating infants, and more Authoritative coverage of developmental psychology, neuropsychopharmacology, psychiatric genetics, psychoanalysis, and other related areas Helpful section on the principles of evaluating and diagnosing patients, as well as treatment strategies Core sections on adult disorders and pediatric psychiatric problems